



Learning Timetable – Space – Year 2


Core Subjects

	Monday	Tuesday	Wednesday	Thursday	Friday
English	<p>Reading Focus: To retrieve information from chapter 2 of The Firework Maker’s Daughter (page 16-20) click here</p>	<p>Reading Focus: To retrieve information from chapter 2 of The Firework Maker’s Daughter (page 20-24) click here</p>	<p>To identify the features of a setting description click here</p>	<p>To identify and use commas in a list click here</p>	<p>To write a setting description click here</p>
Maths	<p>To make predictions about rotation click here</p>	<p>To be able to rotate shapes click here</p>	<p>To identify how patterns have been created through rotation click here</p>	<p>To follow a route around a map click here</p>	<p>To consolidate and review click here</p>
Fluency	<p>$43 + 4 =$</p> <p>$20 - 8 =$</p> <p>$10 - \underline{\quad} = 0$</p>	<p>$34 - 3 =$</p> <p>$19 + 10 =$</p> <p>4 lots of 2 =</p>	<p>$22 - 10 =$</p> <p>Half of 6 =</p> <p>$37 - 6 =$</p>	<p>$35 + 4 =$</p> <p>$44 - 10 =$</p> <p>Double 2 =</p>	<p>$55 + 10 =$</p> <p>$68 - 6 =$</p> <p>10 shared between 2 =</p>
Word of the Day	<p>alone Alex was alone on the playground.</p> <p>1. Can you write down the meaning of the word?</p> <p>2. Can you use the word in a sentence of your own?</p>	<p>again Jenny rolled the dice again and rolled a six.</p> <p>1. Can you write down the meaning of the word?</p> <p>2. Can you use the word in a sentence of your own?</p>	<p>whistle Paul whistled as he walked onto the playground.</p> <p>1. Can you write down the meaning of the word?</p> <p>2. Can you use the word in a sentence of your own?</p>	<p>caught Alexanda caught Julie in the playground game.</p> <p>1. Can you write down the meaning of the word?</p> <p>2. Can you use the word in a sentence of your own?</p>	<p>deal It was a deal, completed work for early playtime.</p> <p>1. Can you write down the meaning of the word?</p> <p>2. Can you use the word in a sentence of your own?</p>

Foundation Subjects

You must complete at **least one** activity from the first three categories: ‘I enjoy being scientific’, ‘I enjoy learning being creative’, ‘I enjoy learning about new things’. You have a free choice of the other activities so long as you accumulate at least **forty points**. Once you have successfully accomplished the challenges you want to complete post images of or video yourself completing the activities to our class SeeSaw journal.

	5 points	10 points	15 points	20 points
I enjoy being scientific	Learn about day and night click here	Create a mnemonic to help other children remember the names of the planets in order from the sun. For example: My Very Easy Method Just Speeds Up Naming Planets. What would yours be?	Keep a sky at night journal for a whole week. Write about everything you can see in the sky. You could draw a picture or take a photograph of the moon every night. Does it change over the course of a week?	Prepare a lesson to teach your family about an aspect of space you have learned and enjoy! You must record it!
I enjoy being creative	Make an acrostic poem for one of the planets. Click here for examples. You could have a list of words beginning with each letter, a sentence, or even a rhyme.	Use scrap paper, foil, sweet wrappers, and other things you can reuse to make your own space collage. Here is an example.	Make a 3D model rocket with a parachute to aid re-entry. Here is one example.	Make a space mobile that you could hang in the classroom. Can you make it 2D like this one or 3D?
I enjoy learning about new things	Find out about the space missions. What was the first creature sent into space? Who was the first astronaut? Who was the first man on the moon? What other interesting facts can you find?	Create a timeline on the history of space travel. Click here for a video to help you with dates. Choose at least 4 different dates to add to your timeline.	Complete a character study of Neil Armstrong or any other famous astronaut or cosmonaut. Click here for an example.	Write a newspaper report about the first moon landing. To watch a video with some key information click here .
I enjoy getting active	Join in with Joe Wicks’ daily PE sessions click here	Draw around a family member’s shadow. What interesting shapes can you make? How do you think shadows are formed?	Make your own asteroids from foil and a target and play asteroid toss, like this .	Join in with a space dance click here
I enjoy using technology	Watch this Earth, Moon and Sun compilation.	For space games click here .	Use this website to learn all about space click here .	Can you make your own video showing how the we get night and day? Just like this video . Try using a lego man or doll and a torch and ball.



HOME Challenge Sheet

Year 1 and 2

1

How many steps?



Count how many steps it takes you to get from one side of the room to the other. Which room takes the most steps?


2

In height order

Collect 5 items that you can hold in your hands. Now order the items from tallest to shortest.

3

Doors or windows



Count the number of windows in your house.

Count the number of doors in your house.

Do you have more doors or windows?

4

Numbers all around!

How many items in your house have a number on them?
TV remote control, clock, etc.

Which object has the most numbers?

5

Traffic lights



Look around your house for red, yellow and green items. Every time you see an item of this colour write it down.

Which colour is the most popular?


6

Weigh it up

Collect 10 items from your house. Order them from lightest to heaviest. Now order them from tallest to shortest.

7

How many body parts?



How many people are in your house?

How many eyes in total?


How many legs?

How many noses?

How many toes?

8

2D Shape Hunt



Count how many of the following shapes you can find in your house.

Squares

Rectangles

Triangles

9

How many handles?

Count how many handles are in your house. Look for doors, cupboards, windows etc. How many did you find?

10

Maths on the Move number trail

Download and cut out the question cards and follow the answers around the house. [Download.](#)



ACTION CALENDAR: MEANINGFUL MAY 2020



MONDAY

TUESDAY

WEDNESDAY

THURSDAY

FRIDAY

SATURDAY

SUNDAY

**"Start Where You Are. Use What You Have.
Do What You Can" ~ Arthur Ashe**



4 Focus on what you can do rather than what you can't do

5 Send friends a photo of a time you all enjoyed together

6 Take a step towards one of your life goals, however small

7 Let someone you love know how much they mean to you

1 Take a minute to remember what really matters to you and why

2 Do something meaningful for someone you really care about

3 Reconnect with nature today, even if you're stuck indoors

11 What are your most important values? Use them today

12 Be grateful for the little things, even in difficult times

13 Today do something to care for the natural world

14 Show your gratitude to people who are helping to make things better

15 Find out about the values and traditions of another culture

16 Look around you and notice five things you find meaningful

17 Take a positive action to help in your local community

18 Hand-write a note to someone you love and send them a photo of it

19 Find a way to craft what you are doing to give it more meaning

20 Reflect on what makes you feel really valued and appreciated

21 Share photos of 3 things you find meaningful or memorable

22 Ask a loved one or colleague what matters most to them and why

23 Share an inspiring quote with others to give them a boost

24 Do something special today and revisit it in your memory tonight

25 Give your time to help a project or charity you care about

26 Recall three things you've done that you are really proud of

27 Today link your decisions and choices to your purpose in life

28 Tell someone about an event in your life that was really meaningful

29 Think about how your actions make a difference for others

30 Find three good reasons to be hopeful about the future

31 Look up at the sky. Remember we are all part of something bigger

ACTION FOR HAPPINESS



www.actionforhappiness.org

31 actions to look after ourselves and each other as we face this global crisis together

Keep Calm · Stay Wise · Be Kind