







Learning Timetable - The Three Billy Goats Gruff

To begin, read the story of The Three Billy Goats Gruff or listen to the story by clicking [here](#)

	Monday	Tuesday	Wednesday	Thursday	Friday
Maths	Counting objects up to 20. Click here	Ordering numbers up to 20. Write down the numbers 1-20 then cut out each number can you put the numbers in the right order? Use a number line to help you.	Developing a sense of 10. Click here	Exploring place value. Click here	Finding one more than a number up to 20. Ask an adult to choose a number between 1 and 20 use objects to count out the number and find 1 more than.
Literacy	Write down some words to describe the troll. 	Can you write these tricky words that are found in the story? Goat, bridge, small, medium, big, troll, grass, river.	Imagine that the goats cannot cross the bridge but instead need a raft. Can you design and label your own raft before building it?	Help keep the other animals safe by designing your own Wanted poster for the troll. Remember to include <ul style="list-style-type: none"> • A title • A description • Where he was last seen • A reward 	Can you think of a different ending for the story? You could write your ending or draw a picture to show how you would like the story to end.
Understanding The World	Grow your own green grass. See below.	With an adult use the internet to find two different facts about goats.	Which materials were the best for building a raft? Were any of the materials waterproof? Did you raft float or sink?	Honey Biscuit Recipe See below	
Expressive Arts & Design	Using a paper plate have a go at making your own goat mask.	Can you create a picture of your own troll? It could be a painting or a collage.	Have a go at creating the scene from The billy goats gruff to help you retell the story.	Using old egg cartons and a straw create your own pretty flowers.	Can you draw some other animals such as a pig or horse that may want to cross the bridge?

					
PSED	<p>The Troll was very unkind to the three goats, what could he have done to be kinder?</p>	<p>The first two goats tricked the troll, did they do the right thing?</p>	<p>The last goat was very brave against the troll. Can you think of a time when you were brave?</p>	<p>How do you think the goats felt when they were safe from the troll?</p>	<p>Imagine that you were the troll – how would you feel?</p>
Physical Development	<p>Wake and Shake! Click here</p>	<p>Using different objects and materials in your home can you build a bridge like the one in the story?</p>	<p>Imagine that the goats cannot cross the bridge but instead need a raft. Can you use different materials such as sponges or wooden sticks to create your own raft?</p>	<p>With an adult use scissors to cut out old egg cartons to make your own pretty flowers.</p>	<p>Fancy Dress PE with Joe Wicks Click here</p>
Communication & Language	<p>Which part of the story did you like the best?</p>	<p>Can you retell the story using your own words?</p>	<p>Sing The Three Billy Goats Gruff song.</p>	<p>Linked with Maths The Three billy goats are different sizes. Can you find three different items in your house and discuss which is the biggest and smallest? Which one is bigger or smaller than you?</p>	<p>Do you have a favourite character in the story? Why is it your favourite?</p>

Growing Green Grass

Science Experiment



Method

1. Briefly review the story of 'The Three Billy Goats Gruff'. Ask the children what the goats like to eat – green grass.
2. Tell the children that we are going to grow some grass for the goats to eat.
3. Show the children the grass seeds and ask them what they think the seeds need to grow.
4. Plant some seeds into different pots and place in different conditions e.g. in a sunny place with water, in a sunny place without water, somewhere dark etc.
5. Encourage the children to see what happens to the grass seeds over the next few days.
6. Once some of the grass seeds have grown, look again at all the pots and decide which ones the goats would like to eat and why. Discuss the best conditions for growing the seeds.

You will need:

'The Three Billy Goats Gruff' storybook

Grass seeds

Small trays or pots

Soil

Water



Honey Biscuits

Ingredients

To make 30 biscuits you will need:

100g soft butter

100g sugar

1 large tablespoon honey

1 egg yolk

1 level teaspoon cinnamon

180g self-raising flour

Equipment

1 large bowl

1 wooden spoon

1 tablespoon

1 teaspoon

1 greased baking tray

Method

1. Cream the butter and sugar together in the bowl.
2. Beat in the honey and the egg yolk.
3. Add the cinnamon and flour, and mix into soft dough.
4. Using a teaspoon, take small amounts of dough and roll them gently into balls – you should have enough dough for about 30 balls.
5. Place all the balls on a greased baking tray.
6. Cook for 10 minutes at 175°C.
7. Remove biscuits from the oven and place on a wire rack to cool.
8. Eat and enjoy!

